

B

1

und  
①

da wir also

je  
②

③

④  
die letzten

Ursachen

⑤

⑤

⑥

⑦

6  
5  
4  
3  
2  
1  
c2  
12  
11  
10  
9  
8  
7  
6  
5  
4  
3  
2  
1  
c1  
12  
11  
10  
9  
8  
7  
6  
5  
4  
3  
2  
1  
c  
12  
11  
10  
9  
8  
7  
6  
5  
4  
3  
2  
1

The sketch consists of two main parts: a vertical staff on the left and a horizontal staff below it. The vertical staff has a central line and is numbered 1-12 on both sides. It contains several notes, some with stems pointing up or down, and some with 'x' marks above them. A large 'A' shape is drawn on the right side of the vertical staff. The horizontal staff is also numbered 1-12 on the left. It contains rhythmic patterns represented by 'x' marks and notes. There are several annotations in German, including 'Material', 'gleichsam', 'gleichwie Bau...', 'Nur halt!', and 'Schlag'. Circled numbers 1 through 7 are placed at the top of the page, corresponding to different sections of the sketch.

Skizze unvollständig – Incomplete sketch

Material

gleichsam  
KB

gleichwie Bau...  
Nur halt!  
Schlag  
gleichsam  
KB  
gleichsam  
KB

- ②
- ①
- ②
- ③
- ④
- ⑤
- ⑥

X 6  
 X 5  
 X 4  
 X 3  
 X 2  
 X 1  
 X 12  
 X 11  
 X 10  
 X 9  
 X 8  
 X 7  
 X 6  
 X 5  
 X 4  
 X 3  
 X 2  
 X 1  
 X 12  
 X 11  
 X 10  
 X 9  
 X 8  
 X 7  
 X 6  
 X 5  
 X 4  
 X 3  
 X 2  
 X 1  
 X 12  
 X 11  
 X 10  
 X 9  
 X 8  
 X 7  
 X 6  
 X 5  
 X 4  
 X 3  
 X 2  
 X 1

willen  
 5  
 noch  
 der  
 ü

Termin  
 samu

leu  
 muss

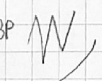
au)


mal  
 mit halt ein


Teil sei u  
 berge in der ör


liegt der  
 zu meuge wer  
 KB  
 Smlag


B

BP 


HP 


M 


LP 


BR 


immer yy


du at- 

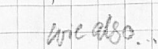
nach 

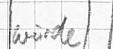
die 


God 


leht 

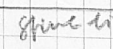
ren 


me also... 


würde 


nach 


y. sehr 


spine an 

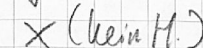
d.a. 

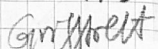
arco 

pizz 


Po 

(H.) 

X (kein H.) 

Großmolt 


12.2sec





Mohrrahl


sehr zart


traumhaft Wappen ger einsehen


se 


du at- 


die 


ei-un 


ord vor 


Solo 

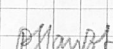
traumhaft 


Wappen ger einsehen 


in 


neue 


he de 


pflanzen 


ihnen 


in 


sich 


ein 


nen 

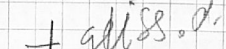
fer 


des 

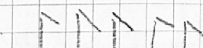
Colort 

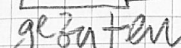
süß 

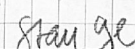
Ab. + Kell 


+ glüss. d.a. 

+ pizz 

5 

gebären 

stange 

garden 

B

BP

F13.

B

Pause

(Carotidäre Intensität)

sch verlicht er

6  
5  
4  
3  
2  
1  
12  
11  
10  
9  
8  
7  
6  
5  
4  
3  
2  
1  
12  
11  
10  
9

Dum

was  
an

3

lie

sei

zif

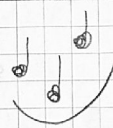
sind

so

ist

hin

Zu führen



Wut

es

nichts

du

fall

irgend

wo

if

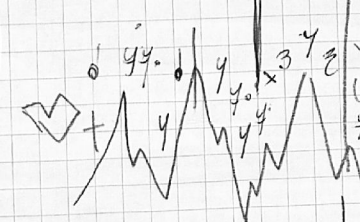
et was

wie

einen be


ten Namen

2 Hand



ov.

staccat.



ord.

staccat.



gett.

+ Hall  
Clang

27 = d x 7

B

3 sec 4 y.

Naturid

wie  
x↑

Sinnl.

+ Hall etc. h. z.B.

hämmernd

alles  
d/d/y

x↓ down

te  
x↑/y

wieraus

M

sehen

wegen y leinziges. Saule

50  
45  
40  
35  
30  
25  
20  
15  
10  
5

Mikrofone

ge  
↑

zu  
↑

SO  
↑

6  
5  
4  
3  
2  
1  
12  
11  
10  
9  
8  
7  
6  
5  
4  
3  
2  
1  
12  
11  
10  
9  
8  
7  
6  
5  
4  
3  
2  
1  
12  
11  
10  
9  
8  
7  
6  
5

I. x/y

M

zu sammeln  
x/y

die ses  
↑

als ein einziges blaues Wasser

für erübel  
x/y

wie  
x↑

Sünden  
x/y

hörig  
x/y

sch  
x/y

wieraus  
x/y

M

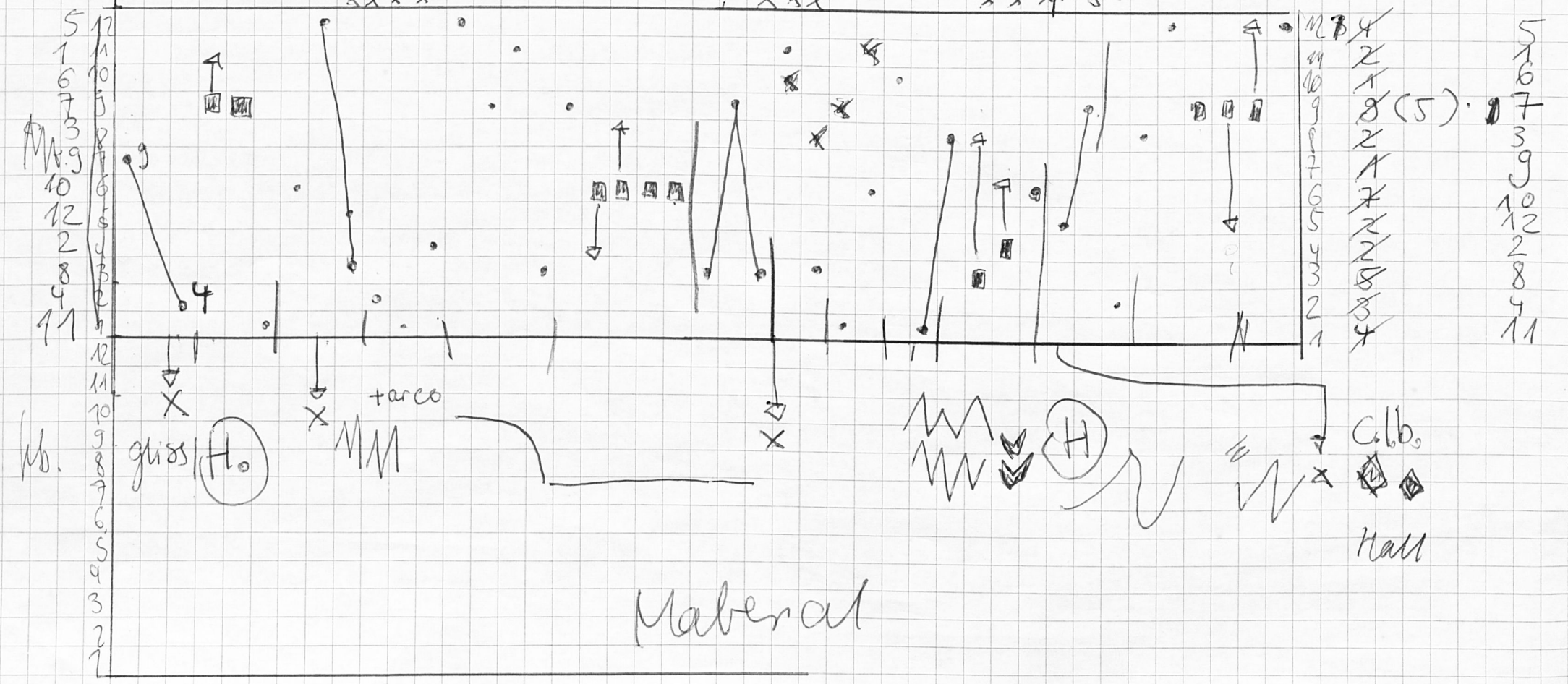
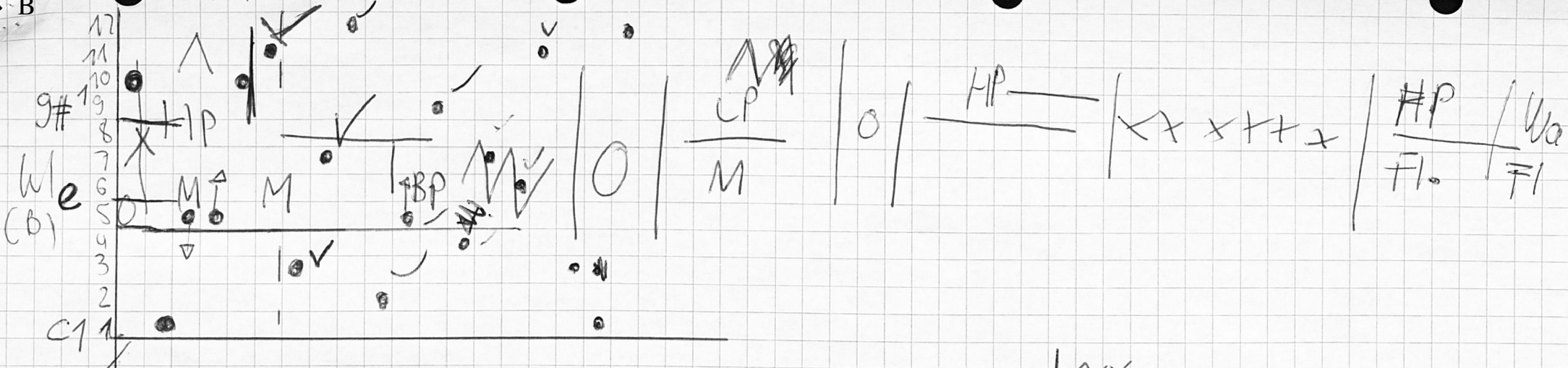
x/y

y/y

Sinnl.  
(als ein einziges...)

B

H, B, L, M, H, B (w)



12	4
11	2
10	1
9	8 (5)
8	2
7	1
6	7
5	2
4	2
3	8
2	3
1	4

5	1
6	6
7	3
8	9
9	10
10	2
11	8
12	4

Maberal

Chrom./diat./wechsel | Dist. | 3, 5, 7, 9

C1

M SITZEN

ord.  
1 A  
E

$d\sharp^3$   $\frac{P}{+Dist. mf}$

$d^2$   $\frac{pp}{}$

$y$   
A D  $\frac{g\sharp^7}{A}$   
Sül pant

$e^3$   $\frac{p}{+Dist f}$

18

$e^1$   $\frac{mf}{}$

$y$   $y$   $\frac{mf}{}$   
Sülle card. Sül pant.

20 25 28

$c^3$   $\frac{p}{}$

P  
gltt. ord.

2  $\Delta$   
2  $\Delta$   
 $f$

gltt.

Sülle card.

Sül pant.

$\frac{3}{3}$   
 $\frac{3}{3}$   
 $\frac{3}{3}$   
 $\frac{3}{3}$

(one Pause /  $\frac{3}{4}$ )

3  $\Delta$   
3  $\Delta$   
 $mf$

2  $\Delta$   
 $f$

Sül pant.

ord. 2

Sülle ordiera 4

ord.

Sül pant.]

-1 tiracanti no (tiny pers)

$mp$

C1

$y \approx z. \approx y. \approx z.$   
 $\Pi \Pi y \approx 5,48c.$

30

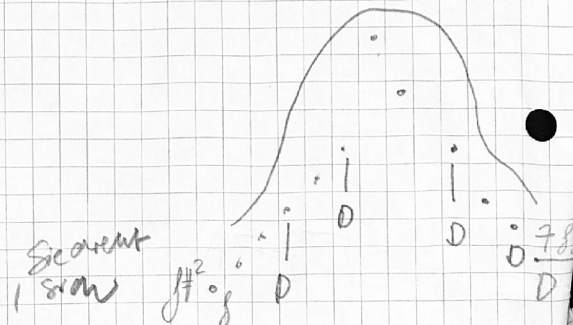
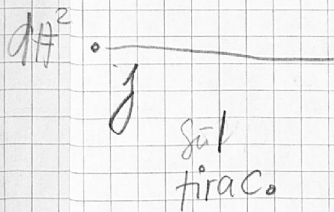
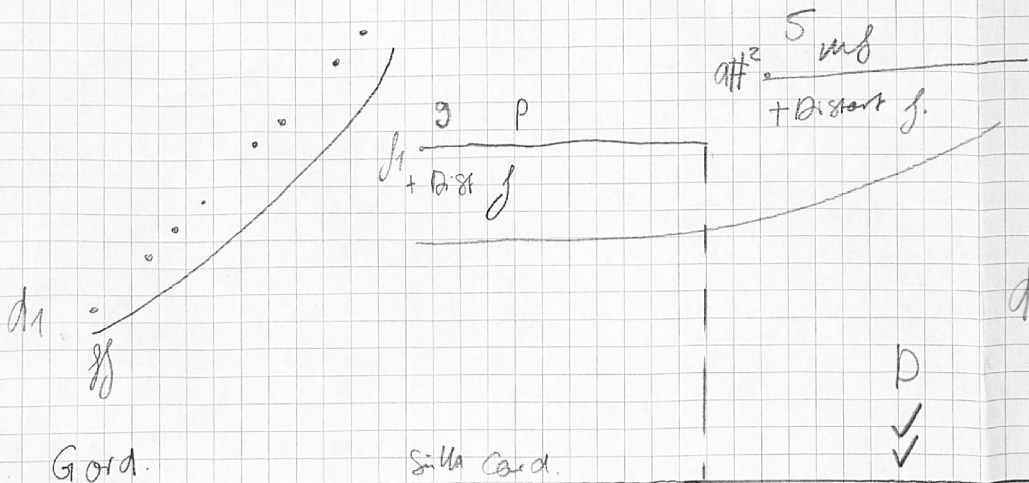
32

Wahrscheinlich

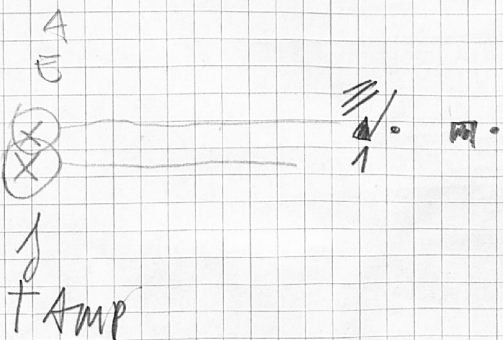
38

42 43 47"

48



G O A E E A D G



br's 60  
 A  
 V  
 X  
 etc.  
 + Amp

+ dan: de Greg selbst  
 (play the bridge  
 mit Bi wats  
 Gesang



C2

10 E.  
F. mf > pp

1 E.  
p/dh.  
(P)

4 E.  
F. Ch. PP

Hand-drawn musical notation on a staff. It features a treble clef, a key signature of one sharp (F#), and a common time signature (C). The notes are G#1, A, B, and C#1. There are dynamic markings 'f' and 'mf'. A bracket under the first two notes is labeled '+w.'. Above the staff, there are some decorative sketches of leaves and a bird.

Hand-drawn musical notation on a staff. It features a treble clef, a common time signature (C), and a note G. There are dynamic markings 'f' and '+w.'. Above the staff, there are some decorative sketches of leaves and a bird.

Hand-drawn musical notation on a staff. It features a treble clef, a common time signature (C), and a note G. There are dynamic markings 'pp' and 'mf'. Below the staff, there is a drawing of a hand holding a pencil.

Hand-drawn musical notation on a staff. It features a treble clef, a common time signature (C), and a note G. There are dynamic markings 'pp' and '+w.'. Below the staff, there is a drawing of a hand holding a pencil.

Hand-drawn musical notation on a staff. It features a treble clef, a common time signature (C), and a note G. There are dynamic markings 'p' and 'mf'.

G  
Silla Cardiera

gliss. f. a  
Sulp. Silla Cardiera

Sil pant.

Hand-drawn musical notation on a staff. It features a treble clef, a common time signature (C), and notes G and A. There are dynamic markings 'mf' and 'pp'.

Hand-drawn musical notation on a staff. It features a treble clef, a common time signature (C), and notes G and A. There are dynamic markings 'mf' and 'pp'.


Hand-drawn musical notation on a staff. It features a treble clef, a common time signature (C), and notes G and A. There are dynamic markings 'p' and 'mf'.

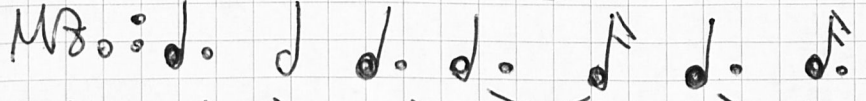
Hand-drawn musical notation on a staff. It features a treble clef, a common time signature (C), and notes G and A. There are dynamic markings 'pp' and 'mf'.


c2 M. ~~M.~~ / Wb. / Mb. / Wb.

Mb. Mb. / M. / Wb. / Mb.

Wb. Wb. / Mb. / — / M.

M. :: 

Mb. ::  (4)

Wb. :: 


M. Ph — | Ch. | Ch. <sup>SP</sup> | W. (Ch.)

Fl.

~~M.~~ <+++> +++

\$ 7, 6, 11, 3, 1, 12 / 3, 12, 7, 7, ~~8, 2, 10~~

Mb. 



Wb. <sup>SP</sup> 1E-A

Kobayashi

C2

Handwritten musical notation on a staff with notes and stems. Above the staff are numbers: 5, 10, 11, 7, 12, 12, 5, 9, 4. Below the staff are dynamic markings: (F) (ch), ph., p4, F, #10, and an arrow pointing to 'ch. (DF)'. A large bracket spans across the staff.

Handwritten musical notation on a staff with notes and stems. Above the staff are notes: C#1, G#, d2, and a circled G#. Below the staff are dynamic markings: P, +W, P1, and a circled P. A large bracket spans across the staff. To the right, there are notes: z, x, i, ts-tür, and a circled P.

Silla cariera

ord, sillac. igca.

Handwritten musical notation on a staff with notes and stems. Above the staff are numbers: 3, 1, 2, 4, 2. Below the staff are notes: D, G, and a circled G.

Handwritten musical notation on a staff with notes and stems. Above the staff are notes: E and G.

Handwritten musical notation on a staff with notes and stems. Above the staff are numbers: 1, 2, 4, 2, 3, 1, 1. Below the staff are notes: D, G, and a circled G.

Handwritten musical notation on a staff with notes and stems. Above the staff are numbers: 2, 2, 1, 1. Below the staff are notes: D, G, and a circled G.

Mahtinat

MATERIAL


Timaios

Und da uns nun also jetzt, gleichwie Baumeistern, die Arten der Ursachen gleichsam als Material zugerichtet vorliegen, aus welchem der noch übrige Teil unserer Erörterung zusammengefügt werden muß, so wollen wir (in der Kürze) noch einmal zum Anfange zurückkehren (und uns in der Geschwindigkeit noch einmal zu demselben Punkte begeben, von welchem wir hiehergelangt sind, und dann versuchen, unserer Dichtung einen dem Vorhergehenden entsprechenden Schluß hinzuzufügen). Wie also schon (im Anfange) gesagt wurde, nachdem Gott alle diese Dinge in einem ungeordneten Zustande vorgefunden, pflanzte er ihnen Ebenmaß in sich und untereinander ein, (soweit und in solcher Weise, als es ihnen eben möglich war, in Verhältnismäßigkeit und Ebenmaß zu stehen). Denn damals hatte an demselben nichts, es sei denn durch Zufall, irgendeinen Anteil, noch verdiente überhaupt irgendetwas, so wie jetzt, einen bestimmten Namen zu führen, wie Feuer und Wasser (und was es sonst noch gibt), sondern alles dieses ordnete er zuerst gehörig und sodann setzte er hieraus dieses All zusammen als ein einziges belebtes Wesen, (welches die Gesamtheit aller besonderen lebendigen Wesen, der sterblichen wie der unsterblichen, in sich schließt).

Nomoi - 9. Buch

KLEINIAS: Nun, es wäre wohl lächerlich, Freund, wenn wir da noch erst wählen wollten. Sollten wir uns denn Gesetzgebern gleichstellen, welche von einer dringenden Not dazu getrieben würden, auf der Stelle Gesetze zu geben, sodaß es nicht einmal bis auf den morgenden Tag Aufschub litte? Nein, Gott sei Dank! uns ist es ja vergönnt, uns wie Leute zu betrachten, welche Steine zu einem Bau zusammenfügen wollen oder irgendeine andere Zusammensetzung beginnen, indem wir gleich diesen erst alles mögliche Material in Massen herbeischaffen und dann erst aus diesem Vorrat das auslesen dürfen, was uns für unsern künftigen Bau geeignet erscheint. Gut, so wollen wir uns denn auch verhalten wie Leute, die nicht aus Not bauen müssen, sondern mit bester Muße sich einige Materialien erst noch in Bereitschaft legen und andere zusammenfügen.

1 2 3 4 5 6 7 8 9 10 11 12 13 14 15 16 17 18 19 20 21 22 23 24 25



$$0.75 / 0.75 / 0.75 / 1.125$$

$$0.75 / 1.5 / 2.25 / 3.375$$

$$\frac{1}{8} \quad \frac{1}{8} \quad \frac{1}{8} \quad \frac{3}{8} = \frac{24}{8} \quad \frac{3}{12}$$

0.0625

$$\frac{3}{12} \quad \frac{1}{16} = \frac{0.75}{18} = \frac{3}{16} \quad \frac{4}{24}$$

# Resolut

① 3:4

②

③

④ 11:4

Kl.

Klarinette schnell absetzen und beim Laufen in der rechten Hand halten.  
Quickly detach clarinet and hold it in the right hand while walking

Wie erstarrt stehen, ohne jedweden Ausdruck.  
Dann mit Bedacht die Klarinette wieder ansetzen.

Not der ge drin 24-1  
acc. *mf/ny.*  
Q. de uns

Stand still, without any expression at all.  
Then slowly and with caution lift the clarinet again.

wir  
10  
ten soll  
10  
PP/ny  
88/8

L.

6↑ 7  
f  
~6.5 m

g.d.a.  
Sul pont.  
4/0  
Sul E  
v  
o  
y  
f  
ny

R.

Bühne - Stage  
Position 2  
f  
100%  
dr.  
ny  
15  
18 J

⑤ 5:4 erst

5:4  
5  
-1

wach dr

x|x|y.

⑥ 11:8

f/ny  
x|x|

9:8

g-1  
Freund

⑦ 27:16

f ny/p

+ max. (+)  
0  
- max. (-)

G#  
gliss.  
8va  
mp  
f

1.	2.	3.
•••••	•••••	•••••
•••••	•••••	•••••
•••••	•••••	•••••
•••••	•••••	•••••
m		
≡	1, 2, 3, 2 (d.c)	

Kl.

mf  
gliss.  
Sul G  
g  
100%  
dr.  
ny  
d'  
f

Mabrat

D

① 6:4

② 27:16

③ 5:4

3

Dank sei Gott Nein  
P/O  
♪. ♯ ♯ x ♯ x ♯ x ♯ x ♯

♯ ♯ ♯ ♯  
♯ ♯ ♯ ♯

Kl.

8va gliss. gliss.

mp ppp 10v + + + d +  
G A A O

L.

[Kratzbewegung in Laufrichtung bzw. gegen die Laufrichtung - Scratching motion in running direction, respectively against running direction]

p

R.

Material 5

[Nur die Hacke heben - Only lift the heel]

p mf ff

④ 4:4

g#

11 - 1

pppp mp pppp < mp

pppp mal p m < pppp

etc. x ♯ x ♯ x ♯ zu da

20-1 x ♯ x ♯ y

25:16

5:4

13:8

8va Z

Kl.

1. 2.

Gis

pp x=pppp

ff

[Bewegung des Körpers und Kopfes - Moving the body and head]

L.

~4 m

ff

R.

Material 2

4 -2

3

p

pp

1.v. +

G

p Schlag f

y.

ppp

# A2 - Äußerst erhaben

① 10:4

*mf* *ppp* *ne di qua* *ir der* *o-up*

Kl.

● [Bewegung des Kopfes - Moving the head]

[Bewegung der Klarinette hin zu 20° höher als die übliche Haltung - Moving the clarinet up to 20° higher than it is normally held]

L.

[Mit Hacke und Spitze gleichzeitig auftreten - Treading simultaneously with tip and heel]

Weg I - Path I

R.

[Schritt nach vorne mit der Länge 5 x - 14 cm; 0 = Den Fuß in die Höhe heben - Step forward by 5 x - 14 cm; 0 = Lift the foot up]

[Erst Fußspitze, dann die Hacke aufsetzen - Treading in the order of tip and heel]

② 11:8

③ 7:4

Kl.

L.

[↔ = Repetitive Kratzbewegung, quasi auf der Stelle - Repetitive scratching motion, virtually on a single spot]

R.

*pppp* *ord* *g.d.a* *mf* *Hit* *G* *Sil* *D#1*

u, u, s, t, s, t, ~~u, u, u~~

i, u, s, t, i, t, z, x, s, t,

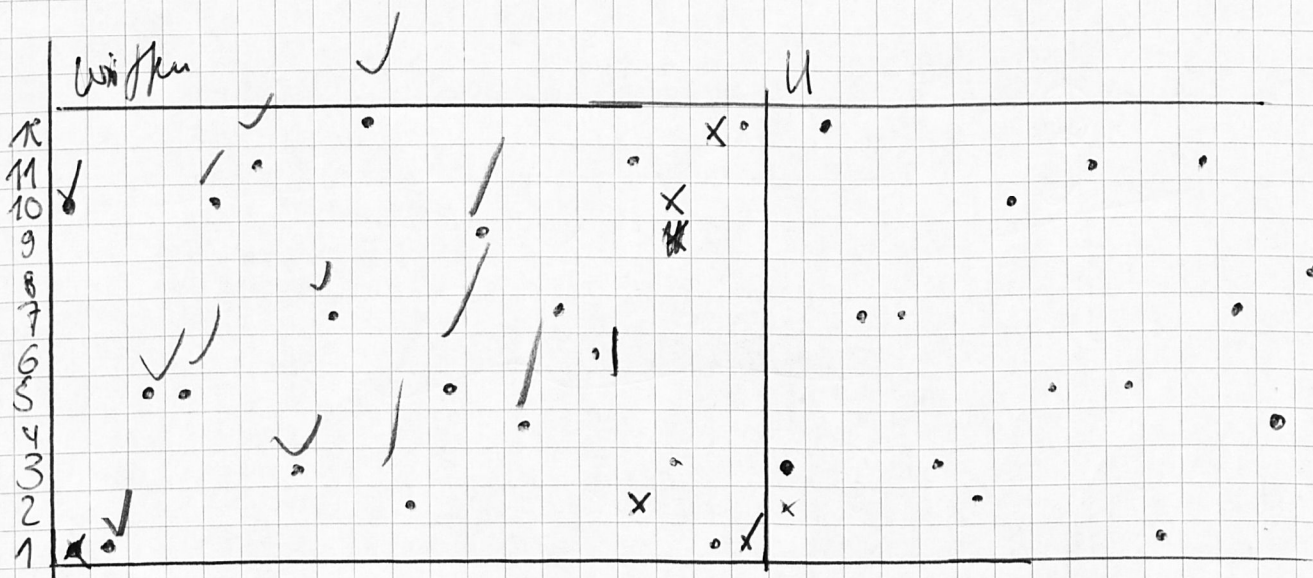
i, ts, t, t, u / s, x, y, <sup>57 e<sup>2</sup></sup>

t, u, f, s, x, ts, yk, <sup>e<sup>1</sup></sup>

s, i, k, t, x, p, t, I, s, u, <sup>g<sup>-1</sup></sup> <sup>J#<sup>1</sup></sup>

ts, y, st, ts, p, t, <sup>es<sup>1</sup></sup>

Wiederholung




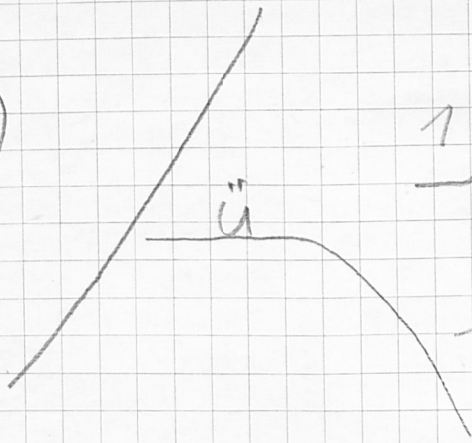


① Bayan + Handbuegel.  
(noto.)

②



+ ⊗



+ Ham.

$$6 = \frac{3}{4} + \frac{1}{4} + \frac{1}{4}$$

↓  
July

⑤

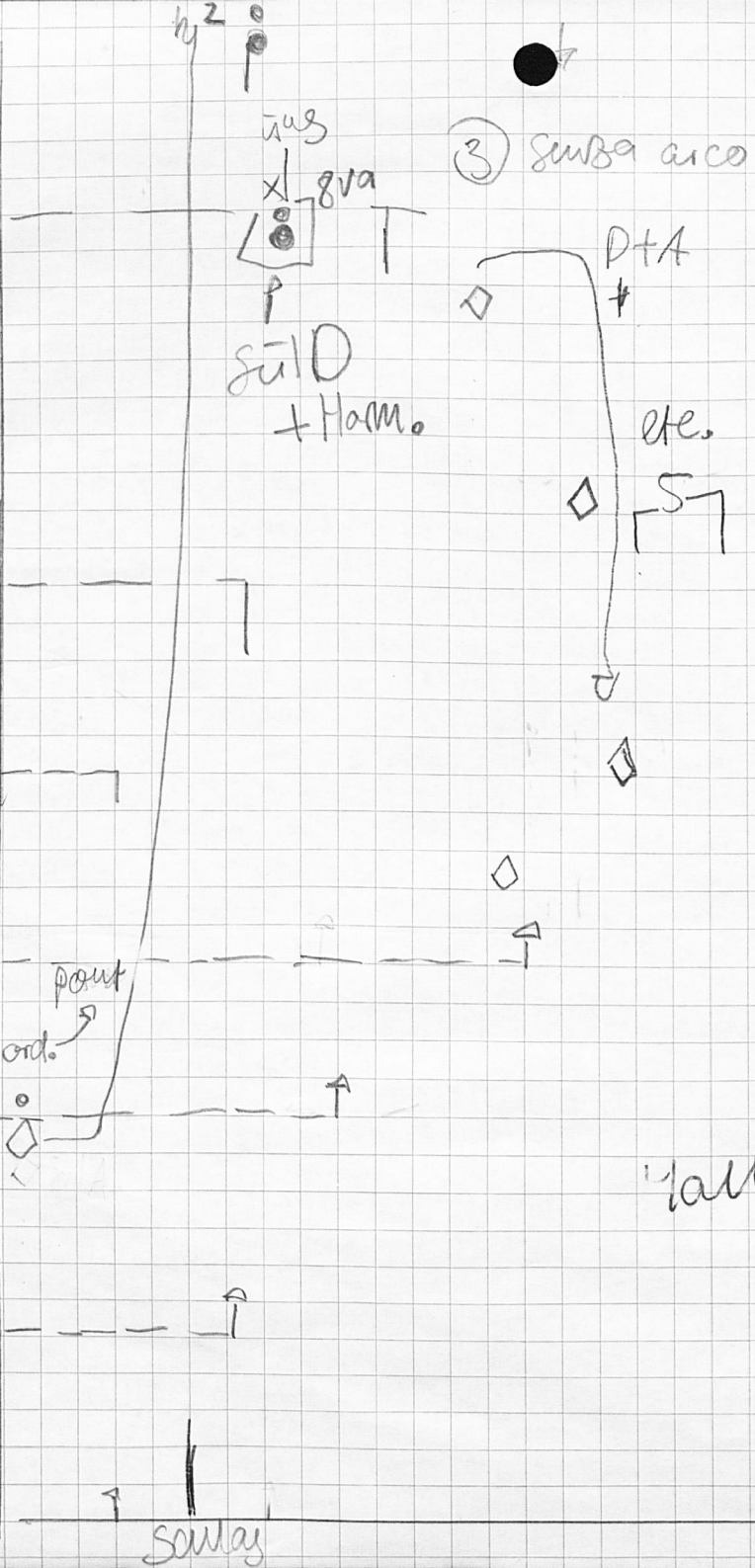
⑥

a. b. s. t.  
+ Ham  
(u. r. B.)

Material

Wing 1 Oktave höher

g<sup>2</sup>  
8  
7  
6  
5  
4  
3  
2  
1  
c<sup>2</sup>  
12  
11  
10  
9  
8  
7  
6  
5  
4  
3  
2  
1  
c<sup>1</sup>  
12  
11  
10  
9  
8  
7  
6  
5  
4  
3  
2  
1  
c  
12  
11  
10  
9  
8  
7  
6  
5  
4  
3  
2  
1  
A  
9  
8  
7  
6  
5  
4  
3  
2  
1  
E



3) Samba arco

leicht gestricheln, bei gedämpfter Sack (Chem.F.)

del  
F<sub>6</sub>

5

6

C.lob. S. 1/4 2/4

+ H<sub>2</sub>

Sulay

fall 7 d 1 ♩ 1 ♩

SECTION  
TRANSPONNIERT

8  
7  
6  
5  
4  
3  
2  
C3  
12  
11  
10  
9  
8  
7  
6  
5  
4  
3  
2  
C2  
12  
11  
10  
9  
8  
7  
6  
5  
4  
3  
2  
1  
12  
11  
10  
9  
8  
7  
6  
5  
4  
3  
2  
1  
12  
11  
10  
9  
8  
7  
6  
5  
4  
3  
2  
1  
12  
11  
10  
9  
8  
7  
6  
5

② ③

so

Gliss.

2.

die BP genau versetzt

HP

M

pp

Schlag

d

①

HP

diset

versch. W.

u.

Mabrey

terral

LP

2

④ Müss

~~⑤~~ Fl<sub>30</sub>

③ HP

⑥ a#<sup>1</sup> + Wah-  
Fl<sub>30</sub> Wah